Part no.	Section (mm)	Quantity	Working Drawing (Dimension in mm)	Length Single/pc mm	Length total m	Weight kg/pc	Weight total kg	Surface to be painted m²/pc	Surface to be painted total m²	Total weight (finished) Galvanized kg	Remarks
15	Rod ø 16 ℓ = 174	5	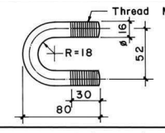 Rod to be bent as shown after threading.	174	0.87	0.26	1.30	0.01	0.05	—	1 pc. extra.
16 a	Rod ø 25 ℓ = 1950	4	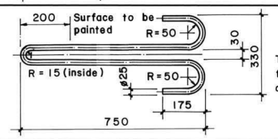 The rod to be bent to form the hook as shown.	1950	7.80	7.51	30.04	0.02 (Partly painted)	0.08	30.41	
16 b	Plate 200/30/10	4	 thickness = 10	—	—	0.47	1.88	Negligible		1.89	
16 c	Rod ø 25 ℓ = 576	8	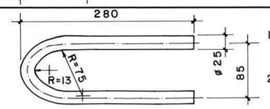 1. No thinning of section during bending allowed. 2. Change of radius of curvature to be gradual.	576	4.61	2.22	17.76	0.05	0.40	18.00	
16 d	Plate 130/65/25		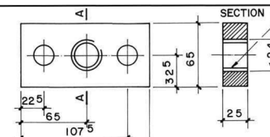 THREAD DATA: Major Dia. = 24.000, Minor Dia. = 20.752, Pitch = 3								
	Left threaded	4		—	—	1.37	5.48	0.02	0.08	5.53	
	Right threaded	4	2 holes ø 26 thickness = 25	—	—	1.37	5.48	0.02	0.08	5.53	
16 e	Rod ø 25 ℓ = 445	4	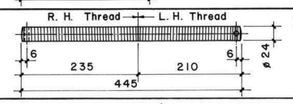 THREAD DATA: Major Dia. = 24.000, Minor Dia. = 20.320, Pitch = 3; 2 holes ø 6, rod ø 25	445	1.78	1.35	5.40	—	—	5.48	Weight of one -welded unit = 17.01 kg. -Galvanized unit = 17.21 kg
16 f	Hexagonal nut M24		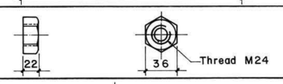 THREAD DATA: Major Dia. = 24.000, Minor Dia. = 20.752, Pitch = 3								
	Right threaded	8		—	—	0.12	0.96	Galvanized			One right threaded nut tighteen to part 16e and welded.
	Left threaded	4		—	—	0.12	0.48	Galvanized			
16 g	Rod ø 5 ℓ = 40	8	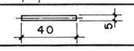	40	0.32	0.01	0.08	—	—	0.09	Part nos. 16(a-h) to be assembled together as shown in assembly and welding detail.
16 h	Open thimble	4	Thimble to ISI standard for cable ø 13 mm	—	—	0.12	0.48	Galvanized			
17	Rod ø 16 ℓ = 147	9	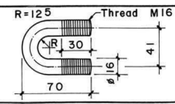 Rod to be bent as shown after threading.	147	1.32	0.22	1.98	—	—	—	1 pc. extra.
18	Flat 40/6 ℓ = 300	4	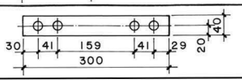 4 holes ø 17 thickness = 6	300	1.20	0.52	2.08	—	—	—	
19	Angle 50/50/6 ℓ = 1210	2	 As shown – 1 pc. ; Opposite hand – 1 pc. 6 holes ø 17 thickness = 6	1210	2.42	5.38	10.76	—	—	—	
20	Angle 50/50/6 ℓ = 1896	1	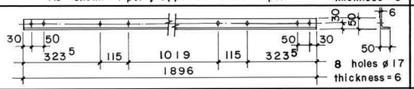 8 holes ø 17 thickness = 6	1896	1.90	8.36	8.36	—	—	—	
21	Flat 40/6 ℓ = 960	1	 4 holes ø 17 thickness = 6	960	0.96	1.772	1.772	—	—	—	
22	Angle 40/40/6 ℓ = 380	4	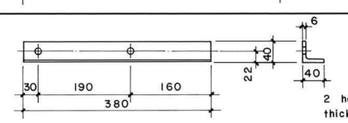 2 holes ø 17 thickness = 6	380	1.52	1.31	5.24	—	—	—	

Part no.	Section (mm)	Quantity	Working Drawing (Dimension in mm)	Length Single/pc mm	Length total m	Weight kg/pc	Weight total kg	Surface to be painted m²/pc	Surface to be painted total m²	Total weight (finished) Galvanized kg	Remarks
23 a	Rod ø 16 ℓ = 976	2	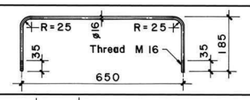 Rod te be bent as shown after threading.	976	1.95	1.54	3.08	0.05	0.10	3.14	Weight of one -welded unit = 1.60 kg. -Galvanized unit = 1.63 kg. Part nos. 23(a-b) to be welded together as shown in welding detail. Ref: IS 6610 – 1972.
23 b	Washer ø 18 IS: 6610	4	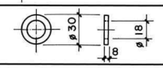	—	—	0.028	0.11	Galvanized			
24	Hexagonal nut M 33	21	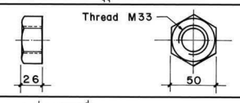 THREAD DATA: Major Dia. = 33.000, Minor Dia. = 29.211, Pitch = 3.5	26	0.55	0.29	6.09	Galvanized			1 pc. extra.
25	Hexagonal nut M 16 IS 1363	62	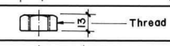	—	—	0.032	1.98	Galvanized			4 pcs. extra. Ref: IS 1363-1967.
26	Washer ø 18 IS: 6610	5	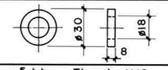	—	—	0.028	0.14	Galvanized			1 pc. extra. Ref: IS 6610-1972.
27	Hexagonal screw M 16 x 40 IS 1363	21	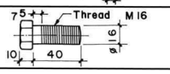	—	—	0.095	2.00	Galvanized			1 pc. extra. Ref: IS 1363-1967
28	Rod ø 20 ℓ = 1723	2	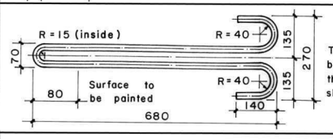 The rod to be bent to form the hook as shown.	1723	3.45	4.25	8.50	0.01 (Partly painted)	0.02	8.63	Used as erection hook. (for tirfor machine)
29	Bulldog grip	25	M.S. forged bulldog grip to ISI standard for cable ø 13 mm	—	—	0.28	7.00	Galvanized			1 pc. extra Ref: IS 2361-1970.
30	Bulldog grip	*	M.S. forged bulldog grip to ISI standard for cable ø ..... mm	—	—	*		Galvanized			Ref: IS 2361-1970.
31	Open thimble	2	Thimble to ISI standard for cable ø ..... mm	—	—	*		Galvanized			Ref: IS 2315-1978.
32	Rod ø 8 ℓ = 2710	12		2710	32.52	1.07	12.84	—	—	—	Difficult part for transportation.
33	Rod ø 8 ℓ = 1310	5	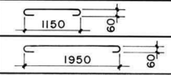	1310	6.55	0.52	2.60	—	—	—	
34	Rod ø 8 ℓ = 2110	14	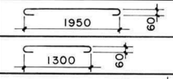	2110	29.54	0.83	11.62	—	—	—	Difficult part for transportation.
35	Rod ø 8 ℓ = 1460	8		1460	11.68	0.58	4.64	—	—	—	
36	Rod ø 16 ℓ = 2520	12	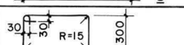	2500	30.24	3.98	47.76	—	—	—	Difficult part for transpotation.
37	Rod ø 8 ℓ = 2020	8	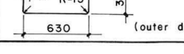 (outer dimensions)	2020	16.16	0.80	6.40	—	—	—	
	TOTAL (1 – 37) =		For cable ø 26 mm = 615.94 kg. For cable ø 32 mm = 622.74 kg.					6.44 m²		391.34 kg	

Use ribbed for steel, cold bending required

ONLY WHEN REQUIRED (Reinforcement for block with foot)	Section (mm)	Quantity	Working Drawing	Length Single/pc mm	Length total m	Weight kg/pc	Weight total kg	Surface to be painted m²/pc	Surface to be painted total m²	Total weight (finished) Galvanized kg	Remarks
38	Rod ø 12 ℓ = ...		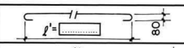 Extra length for one hook = 120 Weight = 0.888 kg/m'					—	—	—	
39	Rod ø 16 ℓ = ...		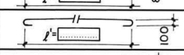 Extra length for one hook = 160 Weight = 1.58 kg/m'					—	—	—	
40	Rod ø 16 ℓ = ...		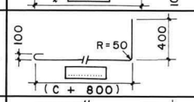 Extra length for one hook = 160 Weight = 1.58 kg/m'					—	—	—	C: Refer to structural drawing 91/2.
41	Rod ø 12 ℓ = ...		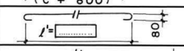 Extra length for one hook = 120 Weight = 0.888 kg/m'					—	—	—	
42	Rod ø 16 ℓ = ...		Extra length for one hook = 160 Weight = 1.58 kg/m'					—	—	—	
	TOTAL (1 – 42) =						kg	6.188 m²		kg	

Use ribbed for steel, cold bending required

Steel parts to be Galvanized :	384.34 kg	Hot Dip Galvanization : IS 2629 , IS 2633
Steel parts to be painted :	6.44 m²	Weight of Zinc Coat : 0.61 kg / m²

*

Cable ø mm	Bulldog grips required per cable	Weight (kg./pc) Thimble	Weight (kg./pc) B grip	Gap 'G'
26	5	0.75	1.10	150
32	6	1.85	1.30	190

Produced by HMG/N, Ministry of Local Development, Department of Local Infrastructure Development and Agricultural Roads with the support of the Swiss Government (SDC Nepal) through helvetas Nepal