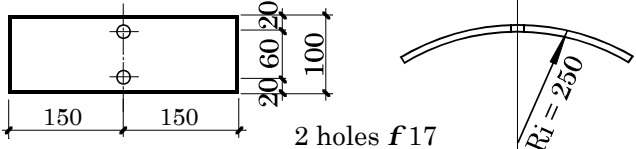
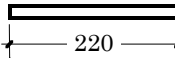
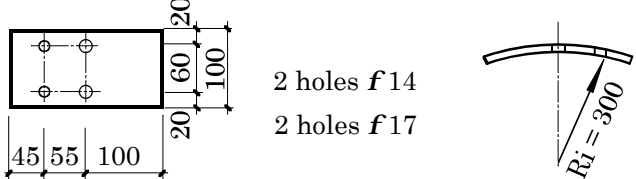
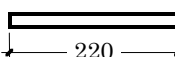
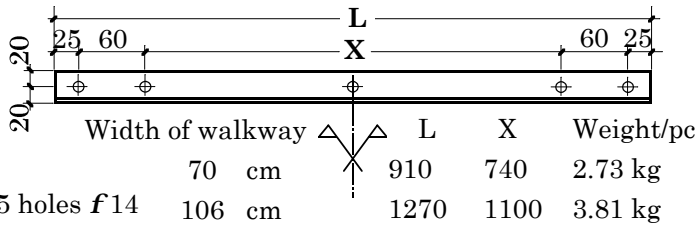
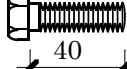
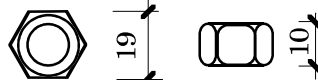

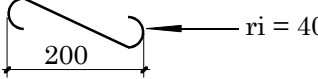
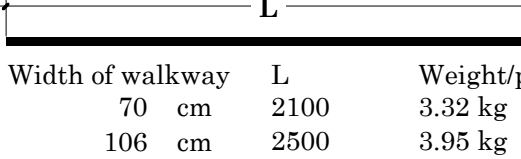
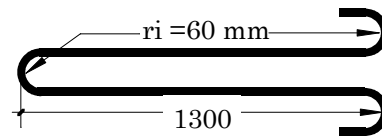
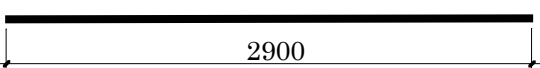
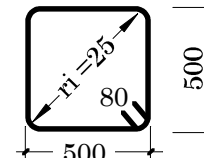
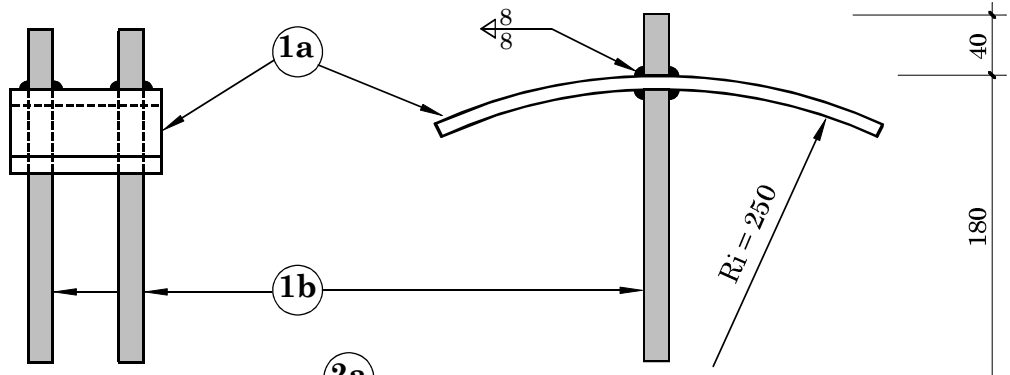
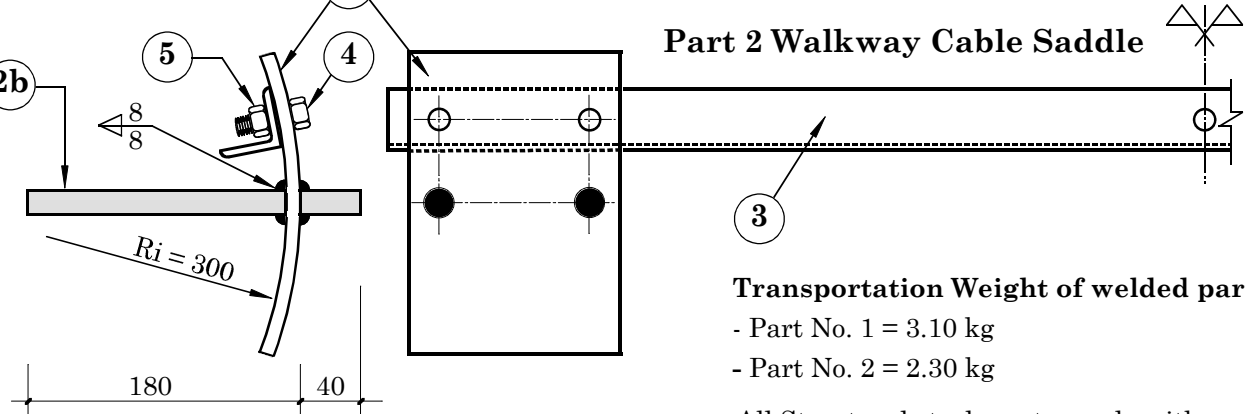


Part No.		Section [mm]	Quantity [nos]	Working Drawing	Weight													
					Kg/pc	total Kg												
1	a	Plate 100/300/10	2		2.35 galvanized	4.70g												
	b	Ri-Bar f 16 l = 220	4		0.35 galvanized	1.40g												
2	a	Plate 100/200/10	2		1.57 galvanized	3.14g												
	b	Ri-Bar f 16 l = 220	4		0.35 galvanized	1.40g												
3		Angle (spacer) 40/40/5 l =	1	 <table><tr><th>Width of walkway</th><th>L</th><th>X</th><th>Weight/pc</th></tr><tr><td>70 cm</td><td>910</td><td>740</td><td>2.73 kg</td></tr><tr><td>106 cm</td><td>1270</td><td>1100</td><td>3.81 kg</td></tr></table> 5 holes f14	Width of walkway	L	X	Weight/pc	70 cm	910	740	2.73 kg	106 cm	1270	1100	3.81 kg untreatedU
Width of walkway	L	X	Weight/pc															
70 cm	910	740	2.73 kg															
106 cm	1270	1100	3.81 kg															
4		Hex bolt M12 - 40	4	 galvanized	0.065	0.26 ^c												
5		Hex nut M12	4	 galvanized	0.015	0.06 ^c												
6		Ri - Bar f 16 l = 1650	4		2.61	10.44 ^R												
7		Ri-Bar f 6 l = 320	10		0.07	0.70 ^R												
8		Ri - Bar f 16 l =	2	 <table><tr><th>Width of walkway</th><th>L</th><th>Weight/pc</th></tr><tr><td>70 cm</td><td>2100</td><td>3.32 kg</td></tr><tr><td>106 cm</td><td>2500</td><td>3.95 kg</td></tr></table>	Width of walkway	L	Weight/pc	70 cm	2100	3.32 kg	106 cm	2500	3.95 kg ^R			
Width of walkway	L	Weight/pc																
70 cm	2100	3.32 kg																
106 cm	2500	3.95 kg																
9		Bulldog Grip f	2	for fixing first suspender at handrail cable f 26 or 32 MS forged, according to ISI standard, hot dip galvanized ^D												
10		Plain Rod f 20 l = 3100	2*	 *Erection Hooks needed at one bank only	7.66 ^R												
11		Ri-Bar f 20 l = 2900	4		7.16	28.64 ^R												
12		Ri - Bar f 12 l = 2200	11		1.95	21.45 ^R												

Part No.	Section [mm]	Quantity [nos]	Working Drawing		Weight		
					Kg/pc	total Kg	
13	Bulldog Grips MS forged ISI standard	f 13	12	for fixing & joining Fixation Cable f 13mm	0.28	3.36 ^D	
14		f	for Handrail Cable f 26 or 32mm ^D	
15		f	for Walkway Cable f 26 or 32mm ^D	
16		1	Binding Wire			1.00	1.00
A = kg. Total transportation Weight B+C+D+R+ 1.16 kg.			B = kg. Total Structural Steel = (u+g)		g = 10.64 kg. Steel to be galvanized		
C = 0.32 kg Nuts, Bolts, Washers			D = kg Bulldog Grips		R = kg Reinforcement Steel		



Part 1: Handrail Cable Saddle



Part 2 Walkway Cable Saddle

Transportation Weight of welded parts :

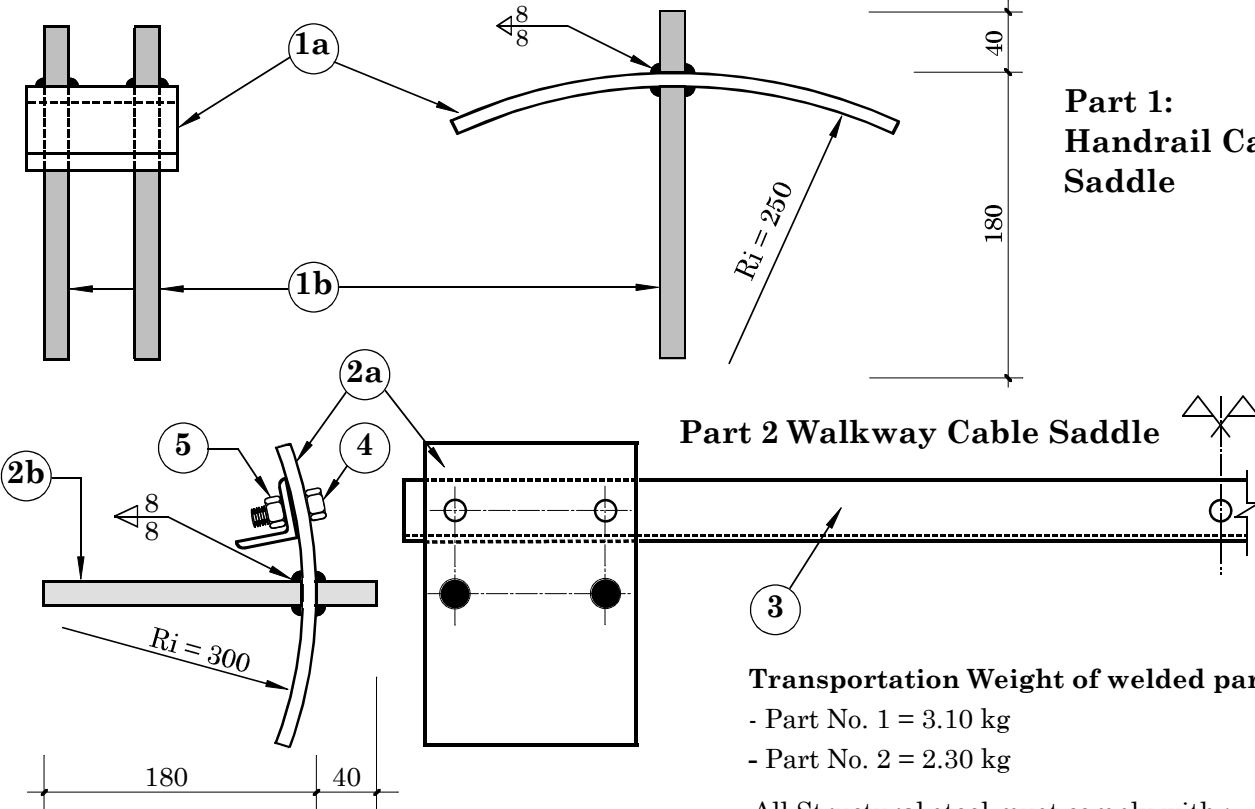
- Part No. 1 = 3.10 kg
- Part No. 2 = 2.30 kg

All Structural steel must comply with :
IS 226 - 1975 for structural steel.
IS 800-1984 for general construction in steel.

HMG / Ministry of Local Development DoLIDAR / Short Span Trail Bridge Standard			
Bridge Name: _____			
No: _____	Bank: _____	Span: _____	
Steel Drawing: Saddles & Reinforcement for RCC Deadman & Gravity Soil Anchor for 2 Walkway Cables Walkway Width : _____ cm			
Set for one Foundation Nos of Foundation required, 1 or 2 : _____			
Date : Nov. 05, 2001		Drawing No. 20D2	

Cable f mm	Bulldog Grips for two cables	Weight.	
		(kg/pc)	Total kg
26	10	1.10	11.00
32	12	1.30	15.60

Part No.	Section [mm]	Quantity [nos]	Working Drawing		Weight		
					Kg/pc	total Kg	
13	Bulldog Grips MS forged ISI standard	f 13	12	for fixing & joining Fixation Cable f 13mm	0.28	3.36 ^D	
14		f	for Handrail Cable f 26 or 32mm ^D	
15		f	for Walkway Cable f 26 or 32mm ^D	
16		1	Binding Wire		1.00	1.00	
A = kg. Total transportation Weight B+C+D+R+ 1.16 kg.			B = kg. Total Structural Steel = (u+g)		g = 10.64 kg. Steel to be galvanized	
C = 0.32 kg Nuts, Bolts, Washers			D = kg Bulldog Grips		R = kg Reinforcement Steel		



Transportation Weight of welded parts :
- Part No. 1 = 3.10 kg
- Part No. 2 = 2.30 kg

All Structural steel must comply with :
IS 226 - 1975 for structural steel.
IS 800-1984 for general construction in steel.

Related Construction Drawings are : - 20Dcon70 or 20Dcon106 - 21Dcon - 41Dcon - 22Dcon - 42Dcon - 23 Dcon - 24 Dcon - 25 Dcon - 26 Dcon		The following steelparts must be hot dip galvanized acc. to IS 2629 & 2633, min thickness = 80 μ m Part No. 1 & 2 All Nuts & Bolts must conform to IS 1363 and are galvanized acc. to IS 1367, Part XIII	
Cable f mm	Bulldog Grips for two cables	Weight.	
		(kg/pc)	Total kg
26	10	1.10	11.00
32	12	1.30	15.60

HMG / Ministry of Local Development DoLIDAR / Short SpanTrail Bridge Standard		
Bridge Name:		
No:	Bank:	Span:
Steel Drawing:		
Saddles & Reinforcement for RCC Deadman & Gravity Soil Anchor for 2 Walkway Cables		
Walkway Width :		cm
Set for one Foundation		
Nos of Foundation required, 1 or 2 :		
Date : Nov. 05, 2001		Drawing No. 20D2