Part No.		Section [mm]	Quantity [nos]	Working Drawing (not to scale)	Weight kg / pc	Weight total kg
1	a	Flat 75/6 l = 90	16	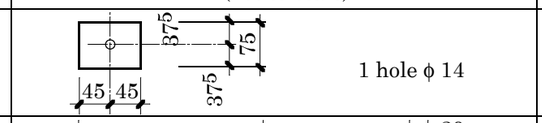	0.31 galvanized	4.96g
	b	Flat 100/10 l = 700	16	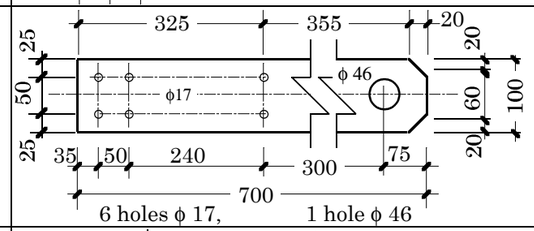	5.23 galvanized gas cutting prohibited	83.68g
	c	IS Round Bar f 75 or 3" l = 110	8	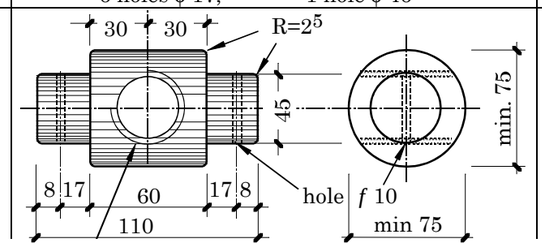	2.20 galvanized	17.60g
		drill hole f 31.1, cut thread **M 35** and fit **tightly** with part no **1d** before galvanization				
	d	Rod f 36 l = 650	8	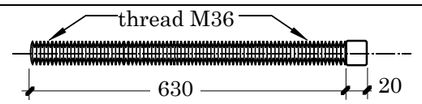	5.16 galvanized	41.28g
	e	Rod f 10 l = 60	16	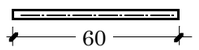 fix and weld to part No.1c before galvanization	0.04 galvanized	0.64g
2	a	IS Round Bar f 75 or 3" l =220	4	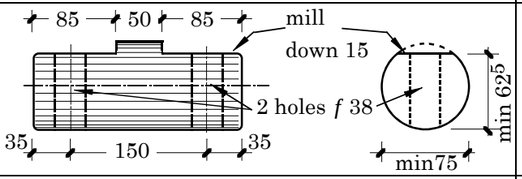	5.92 galvanized	23.68g
	b	Rod f 6 l = 130	8	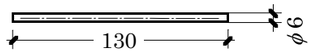 to be welded to part No. 2a	0.03 galvanized	0.24g
3		Plate 350/200/6	4	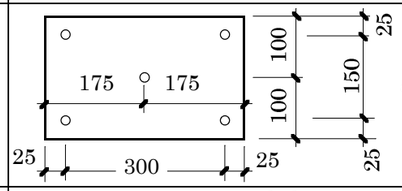 5 holes f 14	3.30 untreated	13.20u
4		Angle 40/40/5 l = 500	16	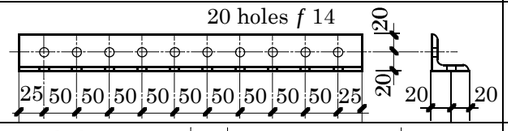	1.48	23.68u
5		Flat 100/6 l = 1800	.....*	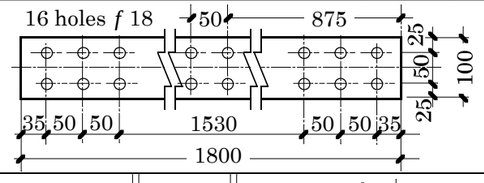	8.31	.....u
		* obtain quantity from respective construction drawing.				
6		Angle 40/40/5 l=1600	2	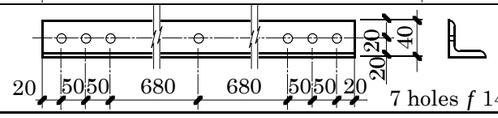	4.75	9.50u

Part No.	Section [mm]	Quantity [nos]	Working Drawing (not to scale)	Weight kg / pc	Weight total kg
7	Angle 40/40/5 l=1500	2	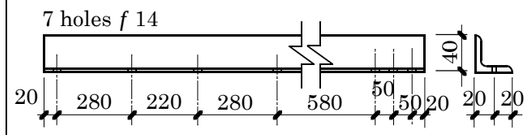	4.45	8.90u
8	Angle 40/40/5 l=1435	2	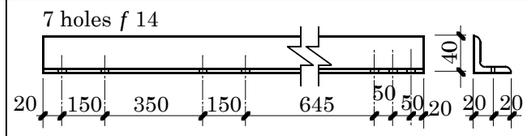	4.26	8.52u
9	Hex Bolt M12x40	72	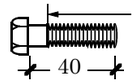 thread min 30mm or full threaded	0.049	3.53c
10	Hex Bolt M16x40	330	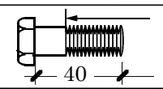 thread 25 mm	0.096	31.68c
11	Hex Nut M12	72		0.015	1.08c
12	Hex Nut M16	330	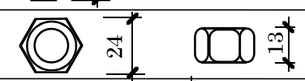	0.03	9.90c
13	Hex Nut M36	25	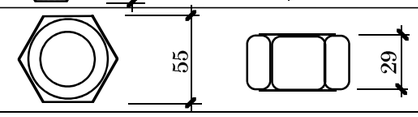	0.37	9.25c
			IS 1363, galvanized acc. to: IS 1367, Part XIII		
14	Ri-Bar f 16 l = 2000	8	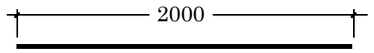	3.16	25.28R
15	Ri-Bars f 20 l = ...	.....	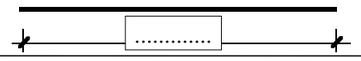 G=2.47kg/m1	.....	.....R
16	Stirrup f 12 l = 3550	21	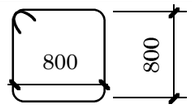	3.15	66.15R
17	open Thimble	4	Thimble to ISI 2315-1978 for Cable f .....mm	.....	.....D
			MS forged ISI Standard hot dip galvanized		
18	Bulldog Grip	.....	Bulldog Grip to ISI 2361-1970 for Cable f .....mm	.....	.....D

A = ... kg. Total transportation Weight B+C+D+R+ 2.21kg.	B = ... kg. Total Structural Steel = (u+g)	g = 172.08 kg. Structural Steel to be galvanized
C = 55.44 kg Nuts, Bolts, Washers	D = ... kg. Bulldog Grips & Thimbles	R = ... kg Reinforcement Steel

Notes :
All Structural steel must comply with :
IS 800-1984 for general construction in steel.
IS 226 - 1975 for structural steel.

The following steelparts must be **hot dip galvanized** acc. to IS 2629 & 2633, min thickness = 80 µ m
Part No. 1 & 2
All Nuts & Bolts must conform to IS 1363 and are **galvanized** acc. to IS 1367, Part XIII

Transportation Weights of welded Parts:

Part No. 1 = 18.78 kg
Part No. 2 = 6.05 kg

Cable f mm	Total Nos. of Bulldog grips	Weight. (kg/pc) Thimble	Weight. (kg/pc) Bulldog grip
26	20	0.75	1.1
32	24	1.85	1.3

HMG / Ministry of Local Development
DoLIDAR / Short SpanTrail Bridge Standard
Bridge Name:
No: Bank: Span:
Steelpart List for one Foundation:

Main Cable Anchorage
for Suspension Bridges
4 Main Cables f ..... mm (26 or 32mm)
centre to centre distance : 3.50 m
Nos. of Anchorages required : .....

Date : September 30, 2002 **Drawing No. 44N**

Page 2 of 2, Drwawing No. 44N